


STAINED GLASS: SEEING IS BELIEVING

Want to see how stained glass would look in your church? We can help. We offer a photo illustration of your church with the stained glass windows installed.

Here is how:




STEP 1: Take a digital photo of your church interior; include the windows, the wall or the ceiling where you want the stained glass.

STEP 2: Select the window design from our website that you would like to see.


STEP 3: Email us the photo and your window selection. Please include the name of your church, church location and your contact information.
info@StainedGlassInc.com

STEP 4: Our designers will create a design for you and then digitally insert the window design into your photo for your review.

The completed illustrations can be helpful for visualizing what the completed stained glass will look like and for fund raising.




BEFORE



AFTER

Stained Glass Inc.


4400 Oneal Street • Greenville, TX 75401 • www.StainedGlassInc.com • info@StainedGlassInc.com • (903) 454-8376



BEFORE



AFTER



BEFORE



AFTER



BEFORE



AFTER